

AmberAir Compact CXP



APPLICATION

Offices, stores, hotels, industry or other heated premises (classrooms, apartments, conference rooms, etc.)

DESCRIPTION

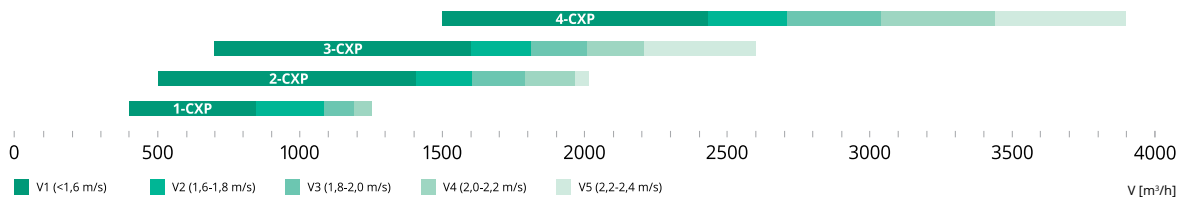
The AmberAir Compact CXP is a new generation of ceiling air handling units with an advanced casing and unique maintenance solution, which allows the installation of a unit indoors or outdoors (with optional roofing) and under the ceiling or on the ground. The extended airflow range (up to 3900 m³/h) enables them to substitute for traditional horizontal and vertical units in order to save space on the ground for other equipment.

REMOTE CONTROL

Four remote control options are available:

- › Stouch remote controller.
- › Flex MCB.
- › Building management system connections MODBUS, BACnet/IP.
- › Remote control via PC MB-Gateway (TPC/IP).
- › SaldaAir app via MB-Gateway and WiFi.

AIR FLOW DIAGRAM



PRODUCT CODE

AmberAir Compact	3	CX	P	SD50+	R	F1	B1	W1	C1	P
Product range - trademark										
Unit size: 1 – first size; 7 – last size.										
Heat exchanger: CX – counter-flow.										
Casing: P – ceiling.										
Model box: SD50+ – premium;										
Service side: R – right, L – left										
Fan type: F1 – standard; F2 – more powerful; F3 – standart 3x230V; F4 – more powerful 3x230V										
Bypass damper: B1 – 100%*										
Heater: W1/W2 – water (1 – lower capacity, 2 – higher capacity); E1/E2/E3/E4 – electrical (1 – lower capacity, 2 – higher capacity, 3 – lower capacity 3x230V, 4 – higher capacity 3x230V).										
Control: C1 – MCB control board; C3 – MCB + 3x230V.										
Filter: P – panel; B – bag.										

FEATURES

- › Installation options: ceiling or ground, indoors or outdoors;
- › Easy filter changes from the side without opening doors;
- › Optional components: two sizes of integrated water or electrical heaters, with various class pocket or panel filters and left/right service sizes;
- › Tested at independent laboratories: a climatic performance test for temperatures ranging from -35° C to +40° C;
- › High efficiency: up to 90% heat recovery, new generation EC fans, smart control, and a 0-10V modulating controlled integrated electrical heater;
- › Demand control level with an integrated humidity sensor;
- › Certified by Eurovent Certita Certification.

OPERATING CONDITIONS

Outdoor air temperature without preheater (Salda Antifrost** off):	-5°/+40° C*
Outdoor air temperature without preheater (Salda Antifrost** on):	-15°/+40° C
Outdoor air temperature with 100% by-pass***:	-23°/+40° C
Outdoor air temperature limits with a selected pre-heater on an air duct:	-40°/+40° C
Outdoor air max humidity:	90%
Temperature limits of an extracted air:	+15°/+40° C
Extract air max humidity:	60%
Maximum room temperature for installing the unit:	+40° C

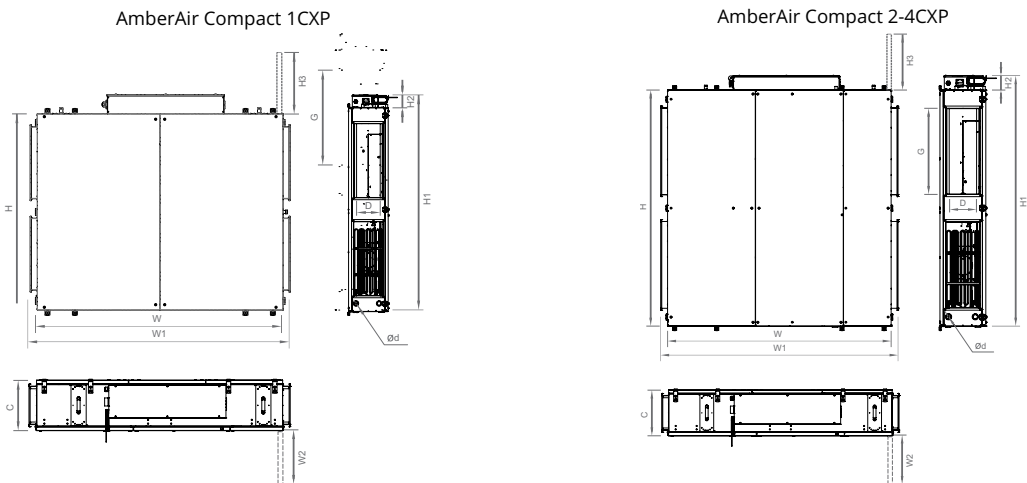
- * – when relative humidity of extracted air is lower than 35 %.
- ** – uses dis-balancing of the airflow and it may cause negative pressure in premises.
- *** – depends on AHU configuration.



* - 100% means, that bypass damper separates airflows completely: all the supply airflow goes only through heat exchanger or only through bypass. The airflow though by-pass might be lower than maximal supply airflow of the unit.


AmberAir Compact CXP

DIMENSIONS



	[mm]											
Unit	W	W1	W2	C	H	H1	H2	H3	G	D	ød	ø cond.
AmberAir Compact 1-CXP	1750	1852	875	385	1397	1534	137	650	500	250	46	21.3
AmberAir Compact 2-CXP	1850	2020	725	400	1850	1975	125	900	700	300	46	21.3
AmberAir Compact 3-CXP	1950	2070	770	400	2060	2185	125	1010	750	300	46	21.3
AmberAir Compact 4-CXP	2250	2370	880	500	2250	2370	120	1120	750	350	46	21.3

CONSTRUCTION



1. Counter-flow aluminium heat exchanger:

- › Efficiency up to 90%;
- › Separated supply and exhaust air: almost no moisture transfer, no mixing;
- › Low maintenance;
- › Pressure relays – additional anti-frost protection for heat exchanger.

2. Integrated advanced MCB control board:

- › Demand control ready ventilation;
- › Control by remote controllers, PC via MB-Gateway or BMS (ModBus, BACnet);
- › Fire damper control and testing;
- › El. heater/preheater 0-10V control;
- › Water heater/preheater control and protection;
- › DX/water cooler, air damper control;
- › Constant airflow mode.

3. Double-skinned casing panels:

- › 50/30 mm of mineral wool insulation*;
- › Galvanized steel powder coated corrosion class – C3.

4. Panel (integrated) or pocket (external box) filters:

- › Class F7, M5 or G4;
- › Fully recyclable;
- › Supply/extract filter pressure switch.

5. 100% motorized by-pass damper.

- › EC fans with a backwards curved impeller.

7. Heater:

- › Integrated modulating control electric heater (signal 0-10V);
- › Integrated water heater.

8. 3 air temperature sensors (supply, outdoor and exhaust).

9. DTJ – humidity - temperature sensor.

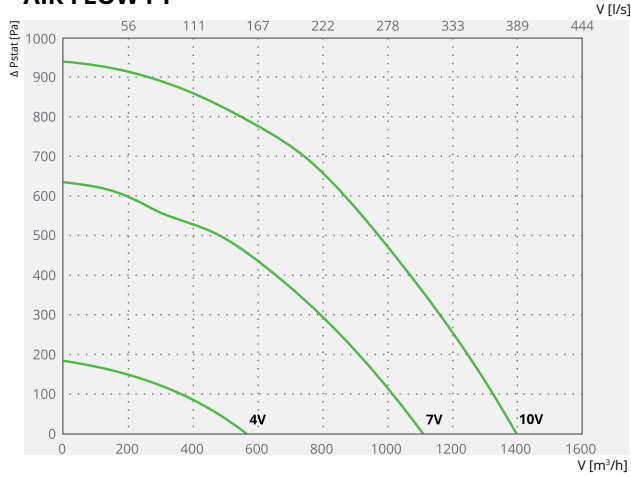
* - 50 mm casing insulation, 30 mm doors; possibility to select 50 mm door insulation.

AmberAir Compact CXP

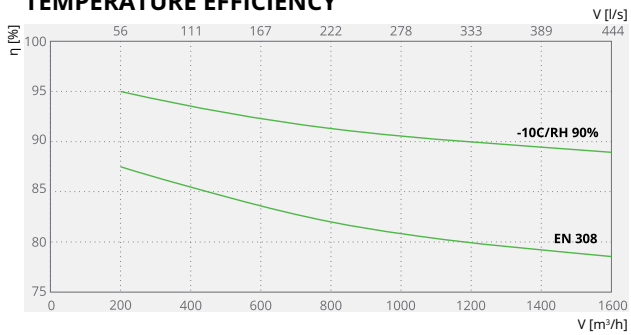
AmberAir Compact 1-CXPE/W

Performance
(with clean filter)

AIR FLOW F1

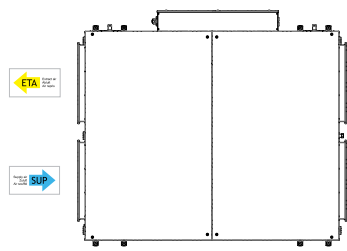


TEMPERATURE EFFICIENCY



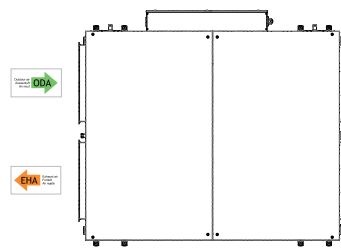
Temperature efficiency (-10°C/RH 90):
 Extract air = extract air: +20°C/RH 60%
 Outdoor air = outdoor air: -10°C/RH 90%
 EN 308 :
 Extract air = extract air: +25°C/RH27%
 Outdoor air = outdoor air: +5°C/RH80%

Air intake side (L-left)



View from inspection side

Air intake side (R-right)



View from inspection side



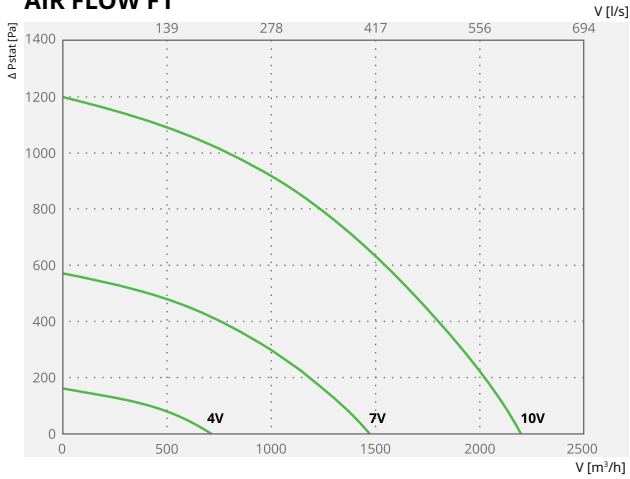
			F1E1	F1E2	F1W
Electrical heater	phase/voltage	[50Hz/VAC]	~1, 230		-
		[kW]	2.00	3.60	-
Fans exhaust	phase/voltage	[50Hz/VAC]		~1, 230	
		power/current	[kW/A]	0.38/2.50	
supply	fan speed	[min ⁻¹]		3370	3370
		power/current	[kW/A]	0.38/2.50	
Max power consumption	fan speed	[min ⁻¹]		3370	3370
		[kW/A]	2.76/15.70	4.36/22.65	1.06/9.00
Power connection	phase/voltage	[50Hz/VAC]		~1, 230	
Control board				Comfort MCB	
Filter class	exhaust/supply			F7/M5/G4	
Housing insulation, polyurethane		[mm]		45	
Colour	RAL	Grey		7040	
Weight (net, without packing)		[kg]	217		216
Comply with ERP				2018	
Operation				indoor/outdoor (with roofing)	

AmberAir Compact CXP

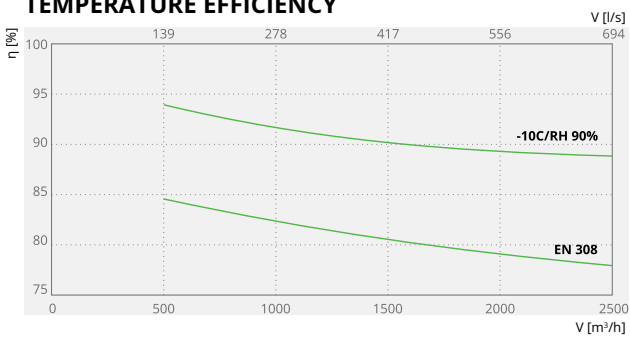
AmberAir Compact 2-CXPE/W

Performance
(with clean filter)

AIR FLOW F1

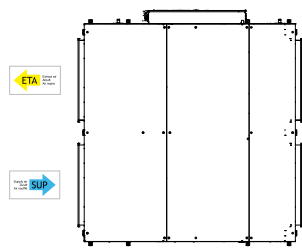


TEMPERATURE EFFICIENCY



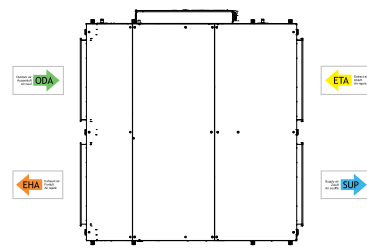
Temperature efficiency (-10°C/RH 90):
 Extract air = extract air: +20°C/RH 60%
 Outdoor air = outdoor air: -10°C/RH 90%
 EN 308 :
 Extract air = extract air: +25°C/RH27%
 Outdoor air = outdoor air: +5°C/RH80%

Air intake side (L-left)



View from inspection side

Air intake side (R-right)



View from inspection side

- Exhaust air
- Extract air
- Supply air
- Outdoor air

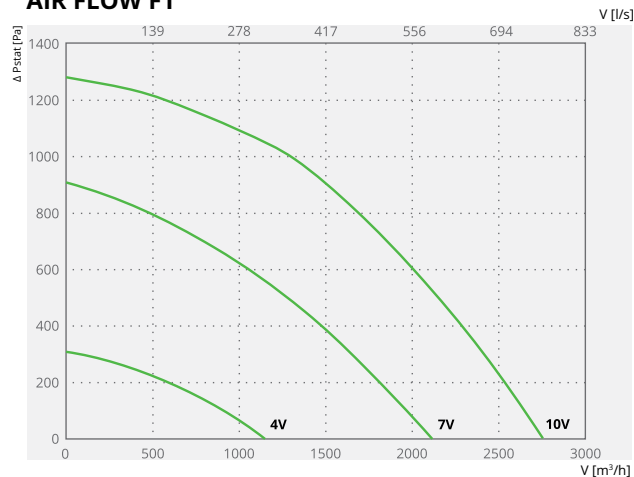
			F1E1	F1E2	F1W
Electrical heater	phase/voltage	[50Hz/VAC]	~3, 400		-
		[kW]	3.00	6.00	-
Fans	phase/voltage	[50Hz/VAC]		~1, 230	
		exhaust	power/current	[kW/A]	0.76/3.80
		fan speed	[min ⁻¹]	3530	3530
supply	power/current	[kW/A]	0.76/3.80		0.76/3.80
		fan speed	[min ⁻¹]	3530	3530
Max power consumption		[kW/A]	4.52/13.94	7.52/18.27	1.82/11.60
Power connection	phase/voltage	[50Hz/VAC]	~3, 400		~1, 230
Control board				Comfort MCB	
Filter class	exhaust/supply			F7/M5/G4	
Housing insulation, polyurethane		[mm]		45	
Colour	RAL	Grey		7040	
Weight (net, without packing)		[kg]	310		307
Comply with ERP				2018	
Operation			indoor/outdoor (with roofing)		

AmberAir Compact CXP

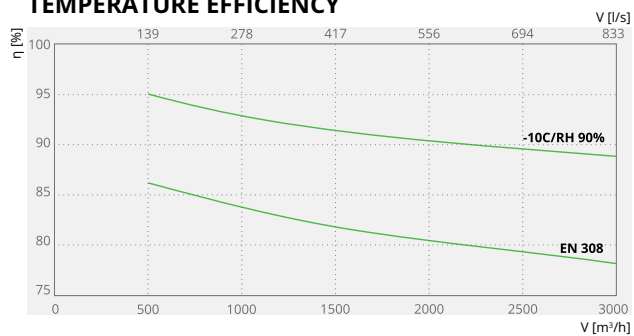
AmberAir Compact 3-CXPE/W

Performance
(with clean filter)

AIR FLOW F1



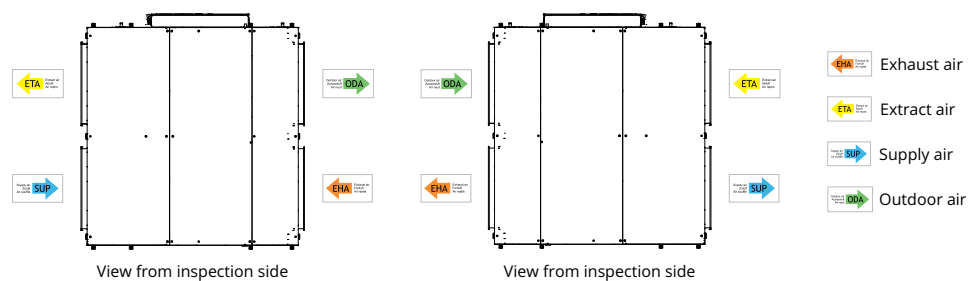
TEMPERATURE EFFICIENCY



Temperature efficiency (-10°C/RH 90%):
 Extract air = extract air: +20°C/RH 60%
 Outdoor air = outdoor air: -10°C/RH 90%
 EN 308 :
 Extract air = extract air: +25°C/RH27%
 Outdoor air = outdoor air: +5°C/RH80%

Air intake side (L-left)

Air intake side (R-right)



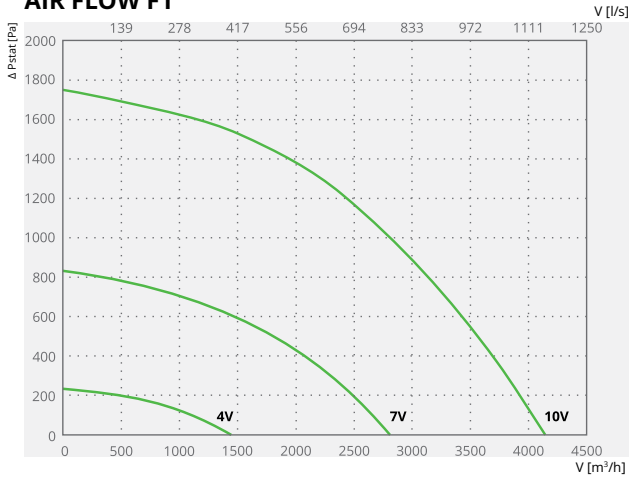
			F1E1	F1E2	F1W
Electrical heater	phase/voltage	[50Hz/VAC]	~3, 400	-	-
		[kW]	4.50	9.00	-
Fans exhaust	phase/voltage	[50Hz/VAC]	~3, 400	-	-
		power/current	[kW/A]	1.05/1.60	1.05/1.60
supply	fan speed	[min ⁻¹]	3400	3400	3400
		power/current	[kW/A]	1.05/1.60	1.05/1.60
Max power consumption	fan speed	[min ⁻¹]	3400	3400	3400
		[kW/A]	6.60/11.70	11.10/18.20	2.40/7.20
Power connection	phase/voltage	[50Hz/VAC]	~3, 400	-	-
Control board	Comfort MCB				
Filter class	exhaust/supply	F7/M5/G4			
Housing insulation, polyurethane		[mm]	45	-	-
Colour	RAL	Grey	7040	-	-
Weight (net, without packing)		[kg]	365	-	363
Comply with ERP	2018				
Operation	indoor/outdoor (with roofing)				

AmberAir Compact CXP

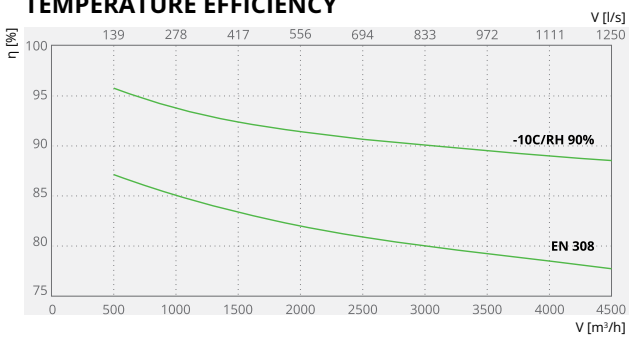
AmberAir Compact 4-CXPE/W

Performance
(with clean filter)

AIR FLOW F1



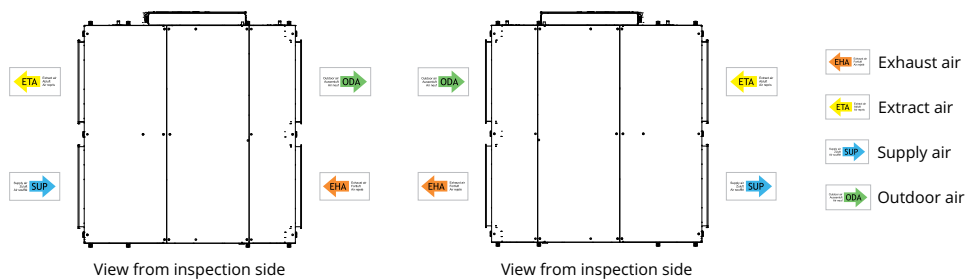
TEMPERATURE EFFICIENCY



Temperature efficiency (-10°C/RH 90):
 Extract air = extract air: +20°C/RH 60%
 Outdoor air = outdoor air: -10°C/RH 90%
 EN 308 :
 Extract air = extract air: +25°C/RH27%
 Outdoor air = outdoor air: +5°C/RH80%

Air intake side (L-left)

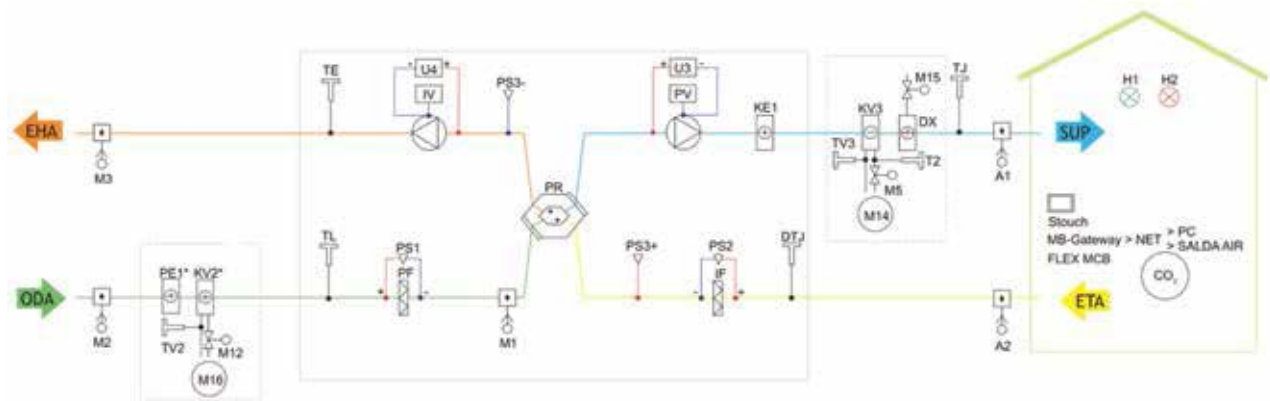
Air intake side (R-right)



			F1E1	F1E2	F1W
Electrical heater	phase/voltage	[50Hz/VAC]	~3, 400		-
		[kW]	6.00	12.00	-
Fans	phase/voltage	[50Hz/VAC]		~3, 400	
	exhaust	power/current	[kW/A]	2.10/3.50	2.10/3.50
		fan speed	[min ⁻¹]	3550	3550
supply	power/current	[kW/A]	2.10/3.50		2.10/3.50
		fan speed	[min ⁻¹]	3550	3550
Max power consumption		[kW/A]	10.20/17.67	16.20/26.34	4.50/11.00
Power connection	phase/voltage	[50Hz/VAC]		~3, 400	
Control board				Comfort MCB	
Filter class	exhaust/supply			F7/M5/G4	
Housing insulation, polyurethane		[mm]		45	
Colour	RAL	Grey		7040	
Weight (net, without packing)		[kg]	446		442
Comply with ERP				2018	
Operation			indoor/outdoor (with roofing)		

AmberAir Compact CXP

AmberAir Compact 1-4CXPE VERSIONS WITH ELECTRICAL HEATER



List of Components

PR	Plate heat exchanger	M15	DX cooler valve motor**
PV	Supply air fan	M16	Water preheater circulation pump
IF	Filter for extract air	A1	Fire alarm damper actuator
PF	Filter for supply air	A2	Fire alarm damper actuator
IV	Exhaust air fan	TJ	Supply air temperature sensor
KE1	Electric heater	TL	Outdoor air temperature sensor
PE1*	Electric pre-heater	TE	Exhaust air temperature sensor
KV2*	Water pre-heater	DTJ	Extract air temperature and RH sensor
KV3	Water cooler	TV2	Water pre-heater water temperature sensor
DX	DX cooler	TV3	Water cooler water temperature sensor
M1	Actuator for by-pass damper	T2	Water heater/cooler switching thermostat
M2	Actuator for outdoor air damper	PS1	Supply air filter pressure switch
M3	Actuator for exhaust air damper	PS2	Extract air filter pressure switch
M5	Water cooler valve motor	PS3	Heat exchanger anti-frost pressure switch
M12	Water preheater valve motor	U3	Supply air fan pressure sensor
M14	Water cooler circulation pump**	U4	Exhaust air fan pressure sensor

List of external sensors, inputs/outputs and controllers

RH	RH sensor	PC	Computer
CO₂	CO ₂ sensor	FA	Fire alarm
Stouch	Remote control panel	FPP	Fireplace protection
Flex MCB	Remote control panel		System mode switch (START/STOP)
MB-Gateway	Network module		Fans speed switch (BOOST)
SaldaAir	Mobile application	H1	Operation indication output
NET	Network	H2	Alarm indication output

Symbols

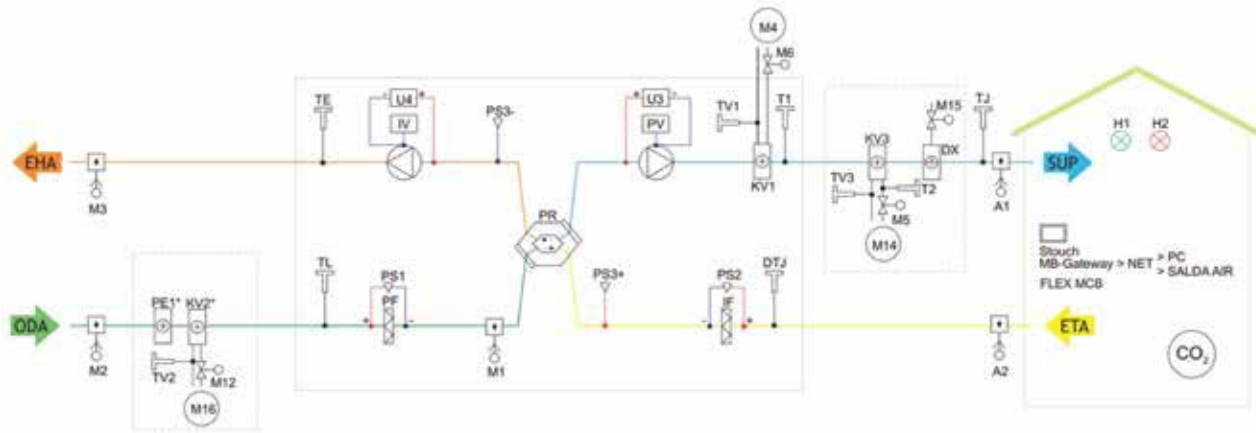
	Outdoor air		Extract air		Exhaust air		Supply air		Ventilated premises
--	-------------	--	-------------	--	-------------	--	------------	--	---------------------

* - only one preheater can be connected.

** - only one cooler can be connected.

AmberAir Compact CXP

AmberAir Compact 1-4CXPW VERSIONS WITH WATER HEATER



List of Components

PR	Plate heat exchanger	M15	DX cooler valve motor**
PV	Supply air fan	M16	Water preheater circulation pump
IF	Filter for extract air	A1	Fire alarm damper actuator
PF	Filter for supply air	A2	Fire alarm damper actuator
IV	Exhaust air fan	TJ	Supply air temperature sensor
PE1*	Electric pre-heater	TL	Outdoor air temperature sensor
KV1	Water heater (reverse mode available)	TE	Exhaust air temperature sensor
KV2*	Water pre-heater	DTJ	Extract air temperature and RH sensor
KV3	Water cooler	TV1	Water heater water temperature sensor
DX	DX cooler	TV2	Water pre-heater water temperature sensor
M1	Actuator for by-pass damper	TV3	Water cooler water temperature sensor
M2	Actuator for outdoor air damper	T1	Water heater thermostat
M3	Actuator for exhaust air damper	T2	Water heater/cooler switching thermostat
M4	Water heater circulation pump	PS1	Supply air filter pressure switch
M5	Water cooler valve motor	PS2	Extract air filter pressure switch
M6	Water heater valve motor	PS3	Heat exchanger anti-frost pressure switch
M12	Water preheater valve motor	U3	Supply air fan pressure sensor
M14	Water cooler circulation pump**	U4	Exhaust air fan pressure sensor

List of external sensors, inputs/outputs and controllers

RH	RH sensor	PC	Computer
CO₂	CO ₂ sensor	FA	Fire alarm
Stouch	Remote control panel	FPP	Fireplace protection
Flex MCB	Remote control panel		System mode switch (START/STOP)
MB-Gateway	Network module		Fans speed switch (BOOST)
SaldaAir	Mobile application	H1	Operation indication output
NET	Network	H2	Alarm indication output













Symbols

	Outdoor air		Extract air		Exhaust air		Supply air		Ventilated premises
--	-------------	--	-------------	--	-------------	--	------------	--	---------------------

* - only one preheater can be connected.
** - only one cooler can be connected.

AmberAir Compact CXP














ACCESSORIES

Network Module	Nano Router	Remote controller	Remote controller	CO2 sensor	Humidity sensor	Temperature sensor	Duct smoke detector	Presence detectors	Motion detector	Pressure transmitter	Pre-heater
 MB-Gateway PRGPU082 p. 57	 TL-WR802N PRGPU105 p. 58	 Stouch PRGPU051 p. 59	 Flex MCB (EN) PRGPU107 p. 60	 S-RC02-F2 ZAKKT0048 S-RC02 ZAKKT0049 p. 61	 S-KFF-U ZAKKT0051 S-KFF-U-D-F2 ZAKKT0050 p. 62	 TJ1TE-NTC10K3B-4.5x90P-2x6,0mPVC-FL PJUT0071 TJ1-NTC10k3B-6x240S-2x2.0mPVC-CF PJUT0076 p. 63	 UG3A40 ZAKKT0110 p. 64	 IR24-P ZAKJT019 IR24-PC ZAKJT020 p. 65	 PATROL_701 ZAKJT021 p. 66	 SPD-G-6K0 ZAKKT0125 S-1141 ZAKKT0047 p. 67	 Circular or rectangular connection p. 68

Accessories	Name	Art No.	Page	Unit			
DAMPER ACTUATORS				1-CXP	2-CXP	3-CXP	4-CXP
	LM230A-TP	ZAKP0045	p. 81	✓	✓	✓	✓
	LF230	ZAKP0039		✓	✓	✓	✓
ENERGY ANALYZERS				1-CXP	2-CXP	3-CXP	4-CXP
	Energy analyzer EM23 (PULSE)	ZAKKT0118	p. 82	✓	✓	✓	✓
	Energy analyzer EM23 (PULSE+MODBUS)	ZAKKT0119		✓	✓	✓	✓
	Energy analyzer EM24 (M-BUS)	ZAKKT0121		✓	✓	✓	✓
WATER COOLERS				1-CXP	2-CXP	3-CXP	4-CXP
	RWC 500X250 C2	GNGPR168_1062_0	p. 87	✓			
	RWC 500X250 C4	GNGPR168_1060_0		✓			
	RWC 700X300 C2	GNGPR168_1104_0			✓		
	RWC 700X300 C4	GNGPR168_1102_0			✓		
	RWC 750X300 C2	GNGPR168_1066_0				✓	
	RWC 750X300 C4	GNGPR168_1064_0				✓	
	RWC 750X350 C2	GNGPR168_1070_0					✓
	RWC 750X350 C4	GNGPR168_1068_0					✓
DX COOLERS				1-CXP	2-CXP	3-CXP	4-CXP
	RFC 500X250 F2	GNGPR168_1063_0	p. 90	✓			
	RFC 500X250 F4	GNGPR168_1061_0		✓			
	RFC 700X300 F2	GNGPR168_1105_0			✓		
	RFC 700X300 F4	GNGPR168_1103_0			✓		
	RFC 750X300 F2	GNGPR168_1067_0				✓	
	RFC 750X300 F4	GNGPR168_1065_0				✓	
	RFC 750X350 F2	GNGPR168_1071_0					✓
	RFC 750X350 F4	GNGPR168_1069_0					✓
SILENCERS FOR CIRCULAR DUCTS				1-CXP	2-CXP	3-CXP	4-CXP
	MUTE 315X900	GSOMUTE024	p. 93	✓			
SILENCERS FOR RECTANGULAR DUCTS (DUAL)				1-CXP	2-CXP	3-CXP	4-CXP
	SSP 500X250X900-4,100,D	GSOSSP216_1012	p. 94	✓			
	SSP 700X300X900-6,100,D	GSOSSP216_1023			✓		
	SSP 750X300X900-6,100,D	GSOSSP216_1024				✓	
	SSP 750X350X900-6,100,D	GSOSSP216_1025					✓
RECTANGULAR FLEXIBLE CONNECTIONS				1-CXP	2-CXP	3-CXP	4-CXP
	LJ-PG 50-25	GLJLJ/PG004	p. 98	✓			
	LJ-PG 70-30	GLJLJ/PG080			✓		
	LJ-PG 75-30	GLJLJ/PG088				✓	
	LJ-PG 75-35	GLJLJ/PG089					✓
CIRCULAR FLEXIBLE CONNECTIONS				1-CXP	2-CXP	3-CXP	4-CXP
	LSVF 315	GVELSVF005	p. 98	✓			
	LSVF 355	GVELSVF006			✓	✓	
	LSVF 400	GVELSVF007					✓
RECTANGULAR SHUT-OFF DAMPERS				1-CXP	2-CXP	3-CXP	4-CXP
	SSK 500-250	GSKSSK013	p. 99	✓			
	SSK 700-300	GSKSSK029			✓		
	SSK 750-300	GSKSSK556				✓	
	SSK 750-350	GSKSSK713					✓
CIRCULAR SHUT-OFF DAMPERS				1-CXP	2-CXP	3-CXP	4-CXP
	SKG-A 315	GSKSKG035	p. 100	✓			
	SKG-A 355	GSKSKG036			✓	✓	
	SKG-A 400	GSKSKG037					✓





AmberAir Compact CXP

ACCESSORIES

Accessories	Name	Art No.	Page	Unit				
				1-CXP	2-CXP	3-CXP	4-CXP	
	CLAMPS			1-CXP	2-CXP	3-CXP	4-CXP	
	AP 315	GAPAP007	p. 102	✓				
	AP 355	GAPAP008			✓	✓		
	AP 400	GAPAP009						✓
	FLANGE ADAPTERS			1-CXP	2-CXP	3-CXP	4-CXP	
	STP-C 500X250_315	GSFSTPC161_158	p. 105	✓				
	STP-C 700X300_355	GSFSTPC161_335			✓			
	STP-C 750X300_355	GSFSTPC161_352					✓	
	STP-C 750X350_400	GSFSTPC161_340						✓
	RECTANGULAR FLANGE ADAPTERS			1-CXP	2-CXP	3-CXP	4-CXP	
	STP 700X300-600X350	GSFSTP161_341	p. 106		✓			
	STP 750X300-600X350	GSFSTP161_353				✓		
	STP 750X350-700X400	GSFSTP161_342						✓
	FILTER BOX F7			1-CXP	2-CXP	3-CXP	4-CXP	
	FDS 50-25/ F7	GFZFDS025	p. 107	✓				
	FDS 70-30/ F7	GFZFDS051			✓			
	FDS 75-30/ F7	GFZFDS053					✓	
	FDS 75-35/ F7	GFZFDS055						✓
	FILTER BOX G4			1-CXP	2-CXP	3-CXP	4-CXP	
	FDS 50-25/ G4	GFZFDS024	p. 107	✓				
	FDS 70-30/ G4	GFZFDS052			✓			
	FDS 75-30/ G4	GFZFDS054					✓	
	FDS 75-35/ G4	GFZFDS056						✓
	FILTER BOX M5			1-CXP	2-CXP	3-CXP	4-CXP	
	FDS 50-25/ M5	GFZFDS003	p. 107	✓				
	FDS 70-30/ M5	GFZFDS048			✓			
	FDS 75-30/ M5	GFZFDS049					✓	
	FDS 75-35/ M5	GFZFDS050						✓
	PANEL FILTERS F7			1-CXP	2-CXP	3-CXP	4-CXP	
	MPL 642x258x90/F7	ZFEPF068	p. 109	✓				
	MPL 894x279x46/F7	ZFEPF161			✓			
	MPL 1000x279x46 F7	ZFEPF185					✓	
	MPL 1113x379x46 F7	ZFEPF158						✓
	PANEL FILTERS G4			1-CXP	2-CXP	3-CXP	4-CXP	
	MPL 642x258x90/G4	ZFEPF181	p. 109	✓				
	MPL 894x279x46/G4	ZFEPF176			✓			
	MPL 1000x279x46 G4	ZFEPF183					✓	
	MPL 1113x379x46 G4	ZFEPF187						✓
	PANEL FILTERS M5			1-CXP	2-CXP	3-CXP	4-CXP	
	MPL 642x258x90/M5	ZFEPF067	p. 109	✓				
	MPL 894x279x46/M5	ZFEPF160			✓			
	MPL 1000x279x46 M5	ZFEPF184					✓	
	MPL 1113x379x46 M5	ZFEPF159						✓
	BAG FILTERS F7			1-CXP	2-CXP	3-CXP	4-CXP	
	FMK 500-250/F7	ZFEFMK048	p. 109	✓				
	FMK 692x298/F7	ZFEFMK1065			✓			
	FMK 742x298/F7	ZFEFMK1068					✓	
	FMK 742x348/F7	ZFEFMK1071						✓
	BAG FILTERS G4			1-CXP	2-CXP	3-CXP	4-CXP	
	FMK 500-250/G4	ZFEFMK030	p. 109	✓				
	FMK 692x298/G4	ZFEFMK1066			✓			
	FMK 742x298/G4	ZFEFMK1069					✓	
	FMK 742x348/G4	ZFEFMK1072						✓
	BAG FILTERS M5			1-CXP	2-CXP	3-CXP	4-CXP	
	FMK 500-250/M5	ZFEFMK039	p. 109	✓				
	FMK 692x298/M5	ZFEFMK1064			✓			
	FMK 742x298/M5	ZFEFMK1067					✓	
	FMK 742x348/M5	ZFEFMK1070						✓
	MIXING POINT			1-CXP	2-CXP	3-CXP	4-CXP	
	RMG3-0,63-4	PRMG0001	p. 110	✓	✓	✓	✓	

AmberAir Compact CXP

ACCESSORIES

Accessories	Name	Art No.	Page	Unit			
				1-CXP	2-CXP	3-CXP	4-CXP
	2 AND 3 WAY VALVES			1-CXP	2-CXP	3-CXP	4-CXP
	VXP45.10-0.63	PRMV005	p. 111	✓	✓	✓	✓
	OUTLET-INTAKE COVER			1-CXP	2-CXP	3-CXP	4-CXP
	ABV 315	GFDABV0315	p. 112	✓			
	ABV 355	GFDABV0355			✓	✓	
	ABV 400	GFDABV0400					✓
	RECTANGULAR OUTLET COVER			1-CXP	2-CXP	3-CXP	4-CXP
	OCR 500x250	GNGPR168_734_0	p. 112	✓			
	OCR 700X300	GNGPR168_735_0			✓		
	OCR 750X300	GNGPR168_736_0				✓	
	OCR 750X350	GNGPR168_737_0					✓
	DUAL RECTANGULAR OUTLET COVER			1-CXP	2-CXP	3-CXP	4-CXP
	OCD 1CXP_45	GNGPR168_1077_0	p. 113	✓			
	OCD 2CXP_45	GNGPR168_1092_0			✓		
	OCD 3CXP_45	GNGPR168_1075_0				✓	
	OCD 4CXP_45	GNGPR168_1093_0					✓

AmberAir Compact CXP

FUNCTIONS

Description of the functions	MCB	
	E	W
System modes	•	
BOOST function	•	
Cold/heat recovery	•	
Supply air temperature control and compensation	•	
Weekly schedule	•	
Holiday schedule	•	
Night cooling function	•	
CO2 level reduction function	○	
RH level reduction	•	
Dryness protection	•	
Constant air pressure	•	
Constant airflow mode	•	
Heat exchanger frost protection	•	
Manual components control	•	
Fire place function	•	
Fireplace protection (NC)	○	
Fire protection from the external contact	○	
Winter/summer mode	•	
System monitoring	•	
Alarm indication output	•	
Operation indication output	•	
Digital input configuration	•	
Event register (storing up to 50 entries)	•	
Date and time settings	•	
Reset to factory defaults	•	
Air dampers		
Supply/exhaust air dampers control	•	
Fans		
Supply/exhaust air fan breakdown indication (NC)	•	
Protection by RPM	•	
Air flow protection by pressure	•	
Sensors		
Supply air temperature sensor	•	
Outdoor air temperature sensor	•	
Extract air temperature sensor	•	
Exhaust air temperature sensor	•	
Water heater temperature sensor	•	
Water pre-heater temperature sensor	•	
Water cooler temperature sensor	•	
Electric heater		
On/off and 0-10V control	•	-
Automatic and Manual protection (NC)	•	-
Electrical pre-heater		
On/off (PWM) and 0-10V control	•	•*
Automatic and Manual protection (NC)	•	•*
Water heater		
0-10V valve control	-	•
Water heater protection – thermostat (NC)	-	○
Water heater circulation pump control	-	•
Water pre-heater		
0-10V valve control	•*	•
Water heater circulation pump control	•*	•
Water cooler		
0-10V valve control	•	
Water cooler circulation pump control	•	
Water cooler operation switching (cooling/heating)	○	
Filters clogging monitoring		
Air filter protection according to pressure relays	•	
Air filters timer	•	

AmberAir Compact CXP

FUNCTIONS

Description of the functions	MCB	
	E	W
Fire alarm damper		
		•
		•
DX cooler		
		•
		•
		•
Recirculation		
		•
		•
Bypass damper		
		•
		•
Remote controllers		
	S-Touch	x
	Flex MCB	x
	MB Gateway	x
Building management system		
	Modbus	•
	BACnet/IP	○

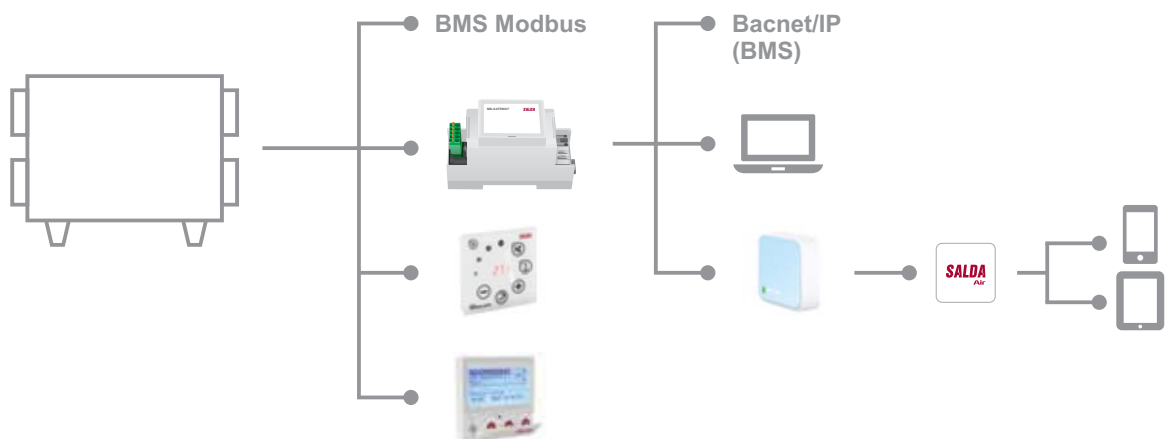
○ Required additional components: CO2 and moisture sensors, switches, etc.

• Standard feature (the number of features depends on the ventilation unit in which the automatics are used); to be configured through BMS network or remote control console

x Remote control consoles

* The possibility to connect either a water or electrical pre-heater

REMOTE CONTROL OPTIONS



Google Play store:



iTunes Apple store:



Salda Air

mobile application: smart indoor climate control solution!